



TRACK LOADERS

RADIAL LIFT



1750RT NXT2 ▲ 2100RT NXT2



IN THE BEGINNING

What began in the 19th century as an agricultural implement manufacturer has grown into a 21st century compact equipment powerhouse – Mustang Compact Equipment.

Known in the early years as the Owatonna Manufacturing Company, Mustang was among the first to make what is known today as the skid steer loader. Since that time, Mustang has combined old-school experience with innovative processes to offer one of the broadest lines of compact equipment available today.

MUSTANG. THE ORIGINAL WORKHORSE.



TRAIL BLAZER



The all-new 1750RT NXT2 and 2100RT NXT2 track loaders from Mustang raise the bar with proven efficiency and performance. These track loaders provide patented, industry-exclusive features sure to blaze a new trail in the track loader market.

Since breaking into the track loader market in 2001, Mustang has learned a thing or two about what it takes to be an industry leader. Combine this expertise with input from some of the market's heaviest track loader users, and you get the home-raised RT Series Track Loaders from Mustang.

RELIEVE TENSION ▲ The IdealTrax™ Automatic Track Tensioning System automatically maintains tensioning of the tracks when the engine is started and during operation.

DIESEL ENGINE STRENGTH ▲ Stage IIIA-certified Yanmar diesel engines provide 52.1 kW on the 1750RT NXT2 and 53.7 kW on the 2100RT NXT2.

PRODUCTIVE PERFORMANCE ▲ These machines pack the punch when it comes to efficiently transferring its power to tractive effort.

SPACIOUS CAB INTERIOR ▲ Ergonomic, adjustable operator's station provides industry leading comfort and safety.

IdealTrax™

1750RT NXT2 ▲ 2100RT NXT2

DOMINATE IN THE DIRT

1750RT NXT2 2100RT NXT2

Reduce the worries of proper track tension with IdealTrax™, our industry-exclusive Automatic Track Tensioning System.

AUTO TENSION ▲ The Mustang Automatic Track Tensioning System, IdealTrax™, hydraulically maintains proper tension during operation and releases tension when the engine is turned off.

STRAIGHT TRACKING ▲ Stay on the right path with the standard straight tracking feature, which controls machine tracking from within the cab.



ENGINE NOT RUNNING



ENGINE RUNNING

View IdealTrax™ in action by scanning the QR code below.



OPTIMIZED RADIAL BOOM DESIGN ▲ offers increased strength 3251 mm of lift height – higher than any competitor in their respective weight classes.



DRIVE SENSITIVITY ADJUSTMENT ▲ offers five settings that adjust five operational characteristics to suit operator preference and application requirements.



DEDICATED, WELDED TRACK LOADER CHASSIS ▲ aids in superior weight distribution, which enhances stability, grading, tractive effort and ride control.

ROUGH TERRAIN DOMAIN



HORSEPOWER MANAGEMENT SYSTEM ▲ monitors and adjusts the hydrostatic drive pump, resulting in tractive effort of 5371 kg on the 1750RT NXT2 and 5606 kg on the 2100RT NXT2.



HYDRAULIC SYSTEM ▲ with flow up to 135.8 L/min. on the 2100RT NXT2, delivers high performance and fast cycle times. Lift cylinders incorporate cushioning for smoother operation when lowering the lift arm.



SERVICEABILITY ▲ All-new cab support lock eliminates the need for a second person when raising the ROPS/FOPS structure for maintenance.

1750RT NXT2 ▲ 2100RT NXT2

CLIMB INTO THE SADDLE



EXCELLENT VISIBILITY ▲ A cab-forward design enhances the view to the bucket cutting edge from the operator's seat.



PRESSURIZED CAB ▲ An optional pressurized, sealed cab enclosure provides a cleaner, quieter operating environment.



SIDE RESTRAINT BARS ▲ Side-folding restraint bars and arm rests provide seven positions of adjustment forward and to the rear. Over two inches of vertical adjustment provide extra leg and thigh room.



JOYSTICK CONTROLS ▲ Fully adjustable controls mounted to the operator's seat allows them to move with the operator for precise control.



INSTRUMENTATION ▲ The ECU (Engine Control Unit) continually monitors engine and emissions functions and alerts the operator of any issues through the in-cab monitor display.



STAY POWERED ▲ Two 12-volt power outlets provide the operator with flexibility to charge electronic devices while operating the machine.

The cab is the operational core for any job.

Mustang understands this and provides an operator's station with the options needed to customize it to YOUR needs.



MULTI-TACH® SYSTEM ▲ standard on all models is this universal-style attachment mounting system that is compatible with most allied attachments.




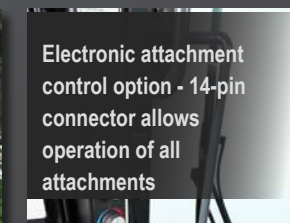
POWER-A-TACH® SYSTEM ▲ optional on all models, users quickly install and remove attachments electronically, leaving the seat only to connect auxiliary hydraulics.

TIME IS MONEY GET ATTACHED

With a wide variety of attachments available from your dealer, the RT Series Track Loaders are easily transformed to meet the needs of your business.

Track loader attachments in high demand are:

- Augers
- Pallet Forks
- Log Grapples
- Grader Blades
- Rakes
- ...and more!



Electronic attachment control option - 14-pin connector allows operation of all attachments

FEATURES	1750RT NXT2	2100RT NXT2
PERFORMANCE		
All-Tach® Mounting System	●	●
IdealTrax™	●	●
Straight Tracking	●	●
Power-A-Tach® Mounting System	●	●
Self-Leveling Hydraulic Lift Action	●	●
Selectable Self-Leveling Lift Action	●	●
Two-speed Hydrostatic Drive System	●	●
Horsepower Management System	●	●
ENGINE		
Engine Alert System w/ Error Display	●	●
Engine Automatic Shutdown System	●	●
Glowplugs Starter Assist	●	●
Dual-Element Air Cleaner w/ Indicator	●	●
HYDRAULIC SYSTEM		
Auxiliary Hydraulics	●	●
High-Flow Auxiliary Hydraulics	●	●
UNDERCARRIAGE		
Elevated Planetary Final Drives	●	●
Maintenance Free Rollers Each Side	3	4
Single Flange Front/Dual Flange Rear Idlers	●	●
Rubber Track Undercarriage System	●	●
Servo-Controlled Hydrostatic Drive	●	●
Dedicated Undercarriage	●	●
STRUCTURE		
Tilt-out Foot Pod	●	●
Back-up Alarm	●	●
Combination Radiator & Hydraulic Oil Cooler	●	●
ROPS/FOPS Level II Overhead Guard	●	●
Anti-Vandalism Lock Provisions	●	●
Mechanical Lift Cylinder Lock	●	●
OPERATOR'S STATION		
Pressurized Cab Enclosure with A/C	●	●
Multi-Function Function Display Screen	●	●
Drive Sensitivity Adjustment	●	●
Electronic Attachment Control - 14-Pin Connector	●	●
Electro-Hydraulic Joystick Controls	●	●
Selectable Control Pattern Configuration	●	●
Variable Speed Control, Selectable On & Off	●	●
Foot Throttle	●	●
Full-Suspension Seat	●	●

● STANDARD ● OPTIONAL ● EXCLUSIVE – STD.

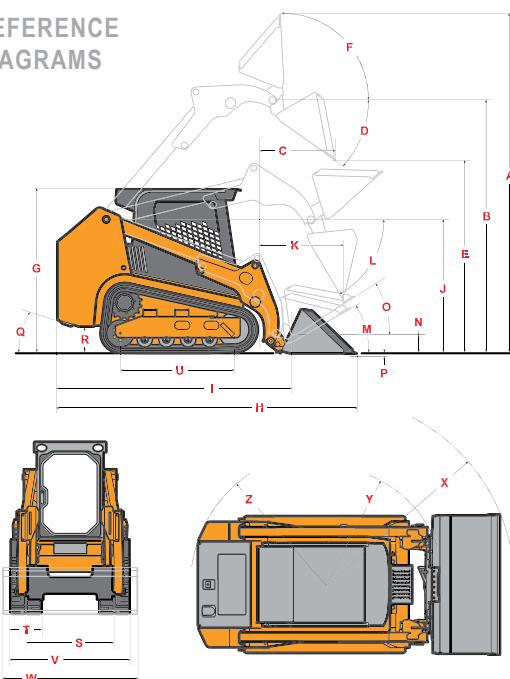
1750RT NXT2 ▲ 2100RT NXT2

SPECIFICATIONS		1750RT NXT2	2100RT NXT2
DIMENSIONS	A. Overall Operating Height – Fully Raised	4267 mm	4369 mm
	B. Height to Hinge Pin – Fully Raised	3239 mm	3251 mm
	C. Reach – Fully Raised	876 mm	940 mm
	D. Dump Angle – Fully Raised	40.2°	39°
	E. Dump Height – Fully Raised	2489 mm	2431 mm
	F. Maximum Rollback Angle – Fully Raised	102.5°	102.5°
	G. Overall Height at ROPS	2103 mm	2111 mm
	H. Overall Length w/ Bucket – Std. c-wt.	3658 mm	3868 mm
	I. Overall Length w/o Bucket – Std. c-wt.	2814 mm	2908 mm
	J. Specified Height	1715 mm	1720 mm
	K. Reach at Specified Height	790 mm	808 mm
	L. Dump Angle at Specified Height	75°	75°
	M. Maximum Rollback Angle at Ground	30°	30°
	N. Carry Position	179 mm	179 mm
	O. Maximum Rollback Angle at Carry Position	33°	33°
	P. Digging Position – Below Ground	7.6 mm	5.1 mm
	Q. Angle of Departure with Std. c-wt.	30.4°	29.2°
	R. Ground Clearance	343 mm	330 mm
	S. Track Gauge	1313 mm	1313 mm
	T. Track Shoe Width	320 mm	450 mm
	U. Crawler Base	1392 mm	1483 mm
	V. Overall Width – Less Bucket	1636 mm	1765 mm
	W. Bucket Width	1674 mm	1877 mm
	X. Clearance Radius – Front With Bucket	2322 mm	2492 mm
	Z. Clearance Radius – Rear w/ Std. c-wt.	1577 mm	1641 mm
	Maximum Rollback at Specified Height	66.8°	66.8°
	Angle of Approach	90°	90°
	Grouser Height	25	25
CAPACITY	Operating Capacity at 35% Tipping Load	794 kg	953 kg
	Operating Capacity at 50% Tipping Load	1134 kg	1361 kg
	Tipping Load	2268 kg	2722 kg
	Operating Weight	3903 kg	4486 kg
ENGINE	Make/Model	Yanmar / 4TNV98C-NMSL / Stage IIIA	Yanmar / 4TNV98CT-NMSL / Stage IIIA
	Type	4-Stroke Naturally Aspirated	4-Stroke Turbo
	Displacement / cylinders	3.3 L / 4	3.3 L / 4
	Gross Horsepower @ rpm	52.1 kW @ 2500	53.7 kW @ 2500
	Net Horsepower @ rpm	51 kW @ 2500	52.7 kW @ 2500
	Peak Torque @ rpm	242.7 Nm @ 1600	294 Nm @ 1625
	Oil Pump Capacity	10.4 L	10.4 L
TRACK DRIVES	Alternator Voltage/Amperage	14V / 95A	14V / 95A
	Drawbar Pull / Tractive Effort	5371 kg	5606 kg
	Track Type / Track Rollers / Roller Type	Rubber / 4 / Steel	Rubber / 5 / Steel
	Track Width	320 mm	450 mm
FORCES	Ground Pressure	0.43 bar	0.32 bar
	Bucket Breakout – Tilt Cylinder	2354 kg	2491 kg
	Bucket Breakout – Lift Cylinder	2195 kg	2449 kg
	Ground Speed – Single Speed	8.2 km/hr	8.7 km/hr
VOLUME	Ground Speed – Two Speed	12.1 km/hr	12.7 km/hr
	Fuel Tank	91 L	91 L
	Hydraulic Reservoir Tank	41.6 L	52.2 L
HYDRAULICS	Coolant Capacity	13.3 L	14.4 L
	Auxiliary Hydraulic Flow – Rated Speed	70 L/min	82.5 L/min
	High-Flow Hydraulic Flow – Rated Speed	128.8 L/min	135.8 L/min
	Transmission Pump Type	Axial Piston	Axial Piston
ENVIRONMENTAL	Motor Type	Axial Piston with Planetary Gear Box Reduction	
	Noise Level / Environmental Level (EU Dir. 200/14/EC)	103 dB(A)	103 dB(A)
	Operator Ear (EU Dir. 2006/42/EC)	82 (± 2.2) dB(A)	83 (± 2.8) dB(A)
	Whole-Body Vibration (ISO 2631-1)	≤ 0.74 m/s ² (± 0.37k)	≤ 0.79 m/s ² (± 0.40k)
	Hand-Arm Vibration (ISO 5349-1)	≤ 3.5 m/s ² (± 1.75k)	≤ 4.4 m/s ² (± 2.2k)
	Battery Volts	12V	12V
Cold Cranking Amps at Temperature		850 CCA @ -18°C	850 CCA @ -18°C

ORIGINAL WORKHORSE

Mustang authorized dealers offer a full line of compact equipment, backed up by exceptional sales, service and parts support. To find your nearest authorized Mustang dealer, visit the Dealer Locator on mustangmfg.com

REFERENCE DIAGRAMS



For more information on the RT Series Track Loaders and the rest of the Mustang equipment line, visit


mustangmfg.com



MILE

Rue des Andains, 2, B-1360 Perwez

Tel: +33 240092162



Mustang reserves the right to make changes in specifications at any time without notice or obligation.